



iShares ESG Aware MSCI Canada Index ETF



iShares ESG Aware MSCI USA Index ETF



iShares ESG Aware MSCI EAFE Index ETF



iShares ESG Aware MSCI Emerging Markets Index ETF



iShares ESG Canadian Aggregate Bond Index ETF



iShares ESG Canadian Short Term Bond Index ETF

What is sustainable investing?

Sustainable investing is about investing in progress and recognizing that companies solving the world's biggest challenges may be best positioned for growth.

It's about pioneering better ways of doing business and creating the momentum to encourage more people to create a sustainable future.

In practice, sustainable investing is the combination of traditional investment approaches with environmental, social and governance (ESG) insights.

Build a better future with your investments

Investors are increasingly seeking ways to align their sustainability goals with their investments. The iShares ESG Aware MSCI Index ETFs ("ESG Aware ETFs") enable investors to easily build a cost-efficient ESG portfolio with diversified exposures across equities and fixed income.

Key Benefits:

Purpose • Performance • Access • Low Cost



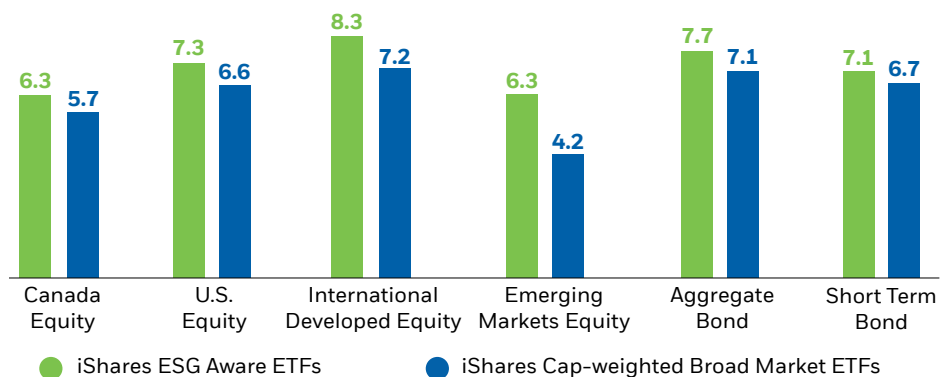
Purpose: iShares ESG Aware ETFs screen and weight companies based on their ability to manage ESG matters, which we believe are essential to sustainable growth. Matters include:

- **Environmental (E):** climate change, natural resources, pollution and waste and environmental opportunities;
- **Social (S):** human capital, product liability, stakeholder opposition and social opportunities;
- **Governance (G):** corporate governance, diversity, corporate behaviour and transparency;
- **Severe controversies:** exclusion of companies involved in severe controversies;
- **Business involvement screens:** exclusion of companies involved in business related to civilian firearms, controversial weapons and tobacco.

We show the overall ESG score improvement of each fund over its parent benchmark below. Check out our Impact Reports online to see how the improvements translate to actual environmental, social and governance impact.

ESG Quality Score¹

0-10, 10 represents highest score



¹ Source: MSCI ETF Manager; Based on holding data as of May 31, 2020

2.

Performance: Investors no longer need to choose between purpose and performance. iShares ESG Aware ETFs are designed to seek similar risk and return as broad markets. Each ETF constrains category weights to a certain range of the broad market benchmark, including sector, country and individual constituent weights. For the fixed income ETFs within the iShares ESG Aware suite, duration and yield constraints are also considered.

iShares ESG Aware ETFs exhibit similar characteristics as the broad market ETFs²

	Asset Class	Category	Ticker	P/B Ratio	P/E Ratio	Sector Deviation ³ (%)	Name
EQUITY	Canada	ESG Aware	XESG	1.53	14.12	6.03%	iShares ESG Aware MSCI Canada Index ETF
		Broad Market	XIC	1.59	14.04	–	iShares Core S&P/TSX Capped Composite Index ETF
	USA	ESG Aware	XSUS	3.32	21.49	4.06%	iShares ESG Aware MSCI USA Index ETF
		Broad Market	XUS	3.17	21.93	–	iShares Core S&P 500 Index ETF
	International Developed	ESG Aware	XSEA	1.25	15.90	2.41%	iShares ESG Aware MSCI EAFE Index ETF
		Broad Market	XEF	1.22	15.45	–	iShares Core MSCI EAFE IMI Index ETF
	Emerging Markets	ESG Aware	XSEM	1.43	13.89	7.86%	iShares ESG Aware MSCI Emerging Markets Index ETF
		Broad Market	XEC	1.40	14.04	–	iShares Core MSCI Emerging Markets IMI Index ETF

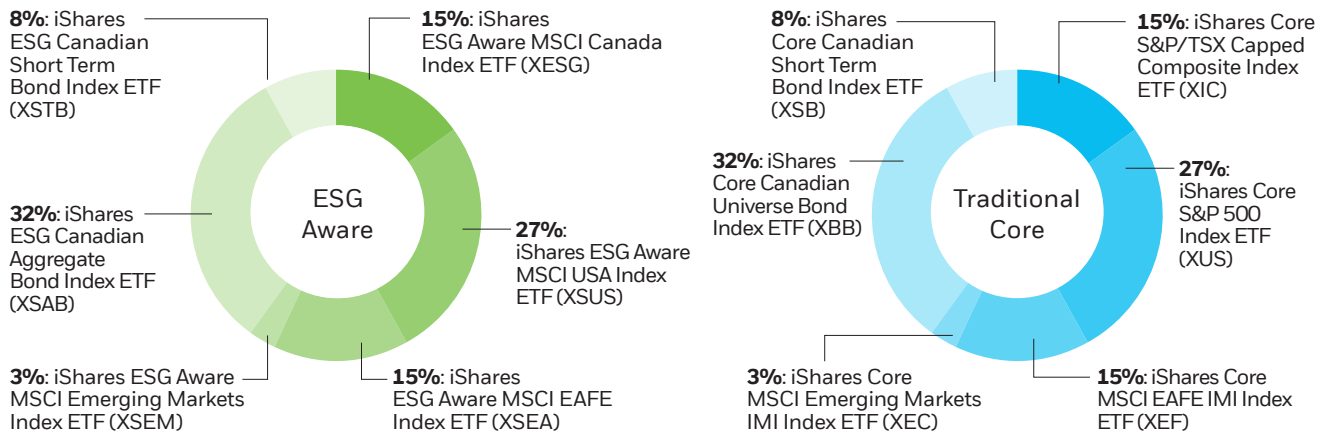
	Asset Class	Category	Ticker	Yield-to-Maturity (%)	Duration (yrs)	Sector Deviation ³ (%)	Name
FIXED INCOME	Canada Aggregate	ESG Aware	XSAB	1.48	8.21	5.69%	iShares ESG Canadian Aggregate Bond Index ETF
		Broad Market	XBB	1.51	8.17	–	iShares Core Canadian Universe Bond Index ETF
	Canada Short Term	ESG Aware	XSTB	0.95	2.65	5.14%	iShares ESG Canadian Short Term Bond Index ETF
		Broad Market	XSB	0.98	2.68	–	iShares Core Canadian Short Term Bond Index ETF

² Source: BlackRock; Data as of May 20, 2020; ³ Sector Deviation represents the active share based on GICS sectors. 0% means no sector deviation from the broad market ETFs, and 100% means completely different sector exposure.

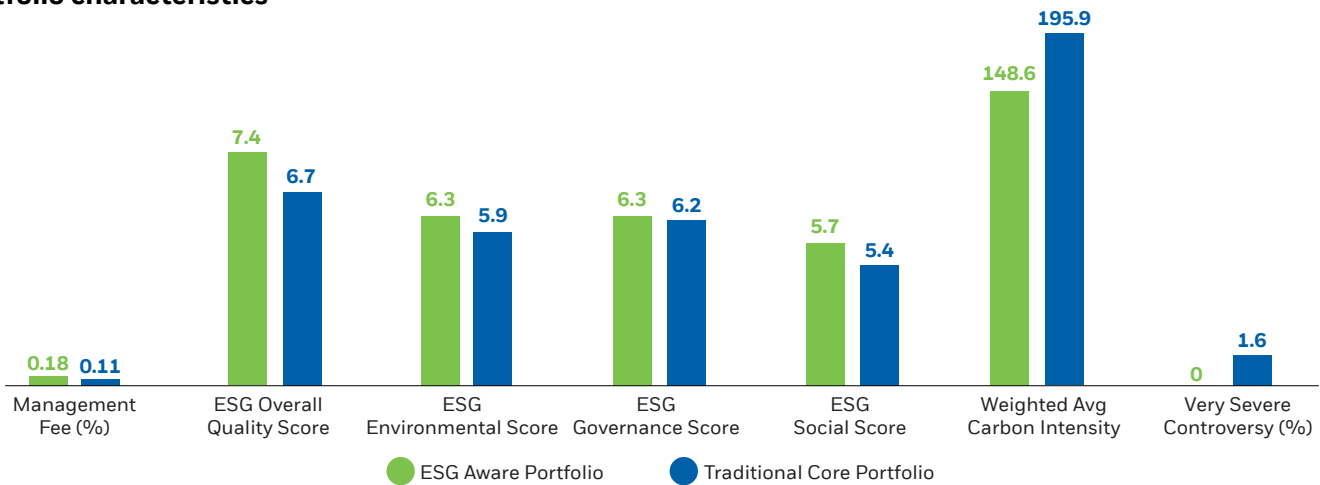
3. Access: iShares ESG Aware ETFs provide an easily accessible and affordable option, allowing investors to take a transparent approach to sustainable investing. They can be used as sustainable building blocks for the core of your portfolio.

We illustrate with two sample portfolios⁴, one is comprised of iShares ESG Aware ETFs and the other is comprised of cap-weighted broad market iShares ETFs (Traditional Core). We show that the ESG Aware portfolio has improved ESG scores over the Traditional Core portfolio.

Balanced portfolios using ESG Aware and Traditional Core ETFs⁴



Portfolio characteristics⁴



4. Low Cost: iShares ESG Aware ETFs are offered at a competitive price. Each ETF charges an annual management fee ranging from 0.15% to 0.30%. When used in a portfolio setting, the illustrated ESG Aware portfolio has a competitively low weighted average fee of 0.18% compared to 0.11% for the Traditional Core portfolio.

⁴ Examples provided for illustrative purposes only. This is not meant as a guarantee of any future result or experience. This information should not be relied upon as research, investment advice or a recommendation regarding any security or investment strategy. Past performance does not guarantee future results. Source: BlackRock, MSCI ETF Manager; Based on holding data as of May 31, 2020

Index Methodology

1. Screen out civilian firearms, controversial weapons and tobacco⁶
2. Screen out securities without ESG rating and/or with severe controversies
3. Apply the constraints:

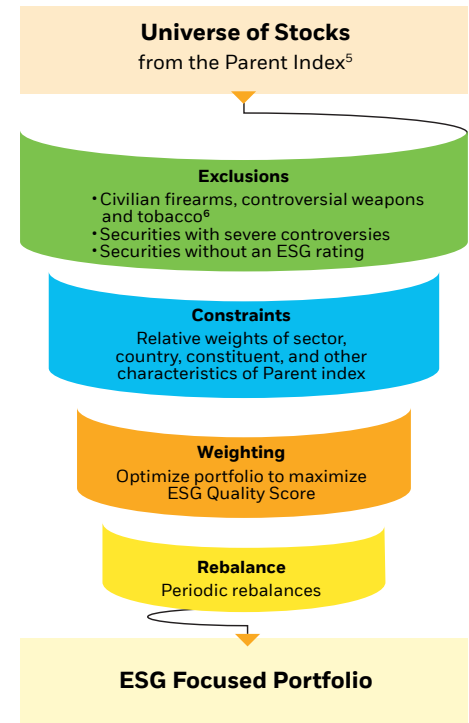
MSCI ESG Equity Indices:

- Tracking Error: Maximum 0.5% - 1.0% annualized vs. the Parent Index⁵
- Constrain sectors and country weights to +/- 5% and
- Constrain constituent weights to +/- 2% vs. the Parent index

Bloomberg Barclays MSCI Fixed Income Indices:

- Tracking Error: Maximum 0.1% annualized vs. the Parent Index
- Option-adjusted Duration: +/-0.1 year of the Parent Index
- Yield to worst: Greater than or equal to the Parent Index
- Sector weight: +/- 2% of the Parent Index
- Issuer Weight: Maximum +1.5% of the Parent Index
- Issue Weight: +/- 1% of the Parent Index

4. Optimize portfolio to maximize ESG Quality Score subject to above constraints.



⁵See the corresponding parent index name in Key Facts table.

⁶XSUS, XSEA and XSEM also screen out thermal coal and oil sands.

Key Facts

	Ticker	Inception Date	Management Fee (%)	# of Underlying Holdings	Rebalance Schedule	ETF Name	Benchmark Index	Parent Index
EQUITY	XESG	Mar 18, 2019	0.15	164	Quarterly	iShares ESG Aware MSCI Canada Index ETF	MSCI Canada IMI Extended ESG Focus Index	MSCI Canada Investable Market Index
	XSUS	Mar 18, 2019	0.20	346	Quarterly	iShares ESG Aware MSCI USA Index ETF	MSCI USA Extended ESG Focus Index	MSCI USA Index
	XSEA	Mar 18, 2019	0.25	474	Quarterly	iShares ESG Aware MSCI EAFE Index ETF	MSCI EAFE Extended ESG Focus Index	MSCI EAFE Index
	XSEM	Mar 18, 2019	0.30	347	Quarterly	iShares ESG Aware MSCI Emerging Markets Index ETF	MSCI Emerging Markets Extended ESG Focus Index	MSCI Emerging Markets Index
FIXED INCOME	XSAB	Mar 18, 2019	0.15	307	Monthly	iShares ESG Canadian Aggregate Bond Index ETF	Bloomberg Barclays MSCI Canadian Aggregate ESG Focus Index	Bloomberg Barclays Canada Aggregate Bond Index
	XSTB	Mar 18, 2019	0.15	166	Monthly	iShares ESG Canadian Short Term Bond Index ETF	Bloomberg Barclays MSCI 1-5 Year Canadian Aggregate ESG Focus Index	Bloomberg Barclays 1-5 Year Canada Aggregate Bond Index

Source: BlackRock; Data as of June 30, 2020

RBC iShares ETFs are comprised of RBC ETFs managed by RBC Global Asset Management Inc. and iShares ETFs managed by BlackRock Asset Management Canada Limited ("BlackRock Canada").

Commissions, trailing commissions, management fees and expenses all may be associated with investing in exchange-traded funds (ETFs). Please read the relevant prospectus before investing. ETFs are not guaranteed, their values change frequently and past performance may not be repeated. Tax, investment and all other decisions should be made, as appropriate, only with guidance from a qualified professional.

The ETF's environmental, social and governance (ESG) investment strategy limits the types and number of investment opportunities available to the ETF and, as a result, the ETF may underperform other ETFs that do not have an ESG focus. The ETF's ESG investment strategy may result in the ETF investing in securities or industry sectors that underperform the market as a whole or underperform other funds screened for ESG standards.

MSCI and EAFE are trademarks of MSCI, Inc. ("MSCI"). XESG, XSUS, XSEA and XSEM are permitted to use the MSCI mark and, as applicable, the EAFE mark pursuant to a license agreement between MSCI and BlackRock Institutional Trust Company, N.A., relating to, among other things, the license granted to BlackRock Institutional Trust Company, N.A. to use the indices. BlackRock Institutional Trust Company, N.A. has sublicensed the use of these trademarks to BlackRock Asset Management Canada Limited. XESG, XSUS, XSEA and XSEM are not sponsored, endorsed, sold or promoted by MSCI and MSCI makes no representation, condition or warranty regarding the advisability of investing in XESG, XSUS, XSEA and XSEM.

XSAB and XSTB are not sponsored, endorsed or promoted by MSCI ESG Research, Bloomberg or Barclays, and MSCI ESG Research, Bloomberg and Barclays bear no liability with respect to any such funds or securities or any index on which such funds or securities are based. The Prospectus contains a more detailed description of the limited relationship MSCI ESG Research, Bloomberg, and Barclays have with BlackRock Asset Management Canada Limited and any related funds.

MSCI and EAFE are trademarks of MSCI, Inc. ("MSCI"). XEC and XEF are permitted to use the MSCI mark and, as applicable, the EAFE mark pursuant to a license agreement between MSCI and BlackRock Institutional Trust Company, N.A., relating to, among other things, the license granted to BlackRock Institutional Trust Company, N.A. to use the indices. BlackRock Institutional Trust Company, N.A. has sublicensed the use of these trademarks to BlackRock Asset Management Canada Limited. XEC and XEF are not sponsored, endorsed, sold or promoted by MSCI and MSCI makes no representation, condition or warranty regarding the advisability of investing in XEC and XEF.

Standard & Poor's® and S&P® are registered trademarks of Standard & Poor's Financial Services LLC ("S&P"). Dow Jones is a registered trademark of Dow Jones Trademark Holdings LLC ("Dow Jones"). TSX is a registered trademark of TSX Inc. ("TSX"). All of the foregoing trademarks have been licensed to S&P Dow Jones Indices LLC and sublicensed for certain purposes to BlackRock Fund Advisors ("BFA"), which in turn has sub-licensed these marks to its affiliate, BlackRock Asset Management Canada Limited ("BlackRock Canada"), on behalf of the applicable fund(s). The index is a product of S&P Dow Jones Indices LLC, and has been licensed for use by BFA and by extension, BlackRock Canada and the applicable fund(s). The funds are not sponsored, endorsed, sold or promoted by S&P Dow Jones Indices LLC, Dow Jones, S&P, any of their respective affiliates (collectively known as "S&P Dow Jones Indices") or TSX, or any of their respective affiliates. Neither S&P Dow Jones Indices nor TSX make any representations regarding the advisability of investing in such funds.

XBB and XSB (collectively, the "iShares ETFs") are not in any way sponsored, endorsed, sold or promoted by the London Stock Exchange Group plc and its group undertakings (collectively, the "LSE Group"). The LSE Group does not accept any liability whatsoever to any person arising out of the use of the iShares Funds or the underlying data.

"FTSE®" and "FTSE Russell®" are trademarks of the relevant LSE Group company and are used by any other LSE Group company under license.

®/™ Trademark(s) of Royal Bank of Canada. Used under licence. iSHARES is a registered trademark of BlackRock, Inc., or its subsidiaries in the United States and elsewhere. Used under licence.
© 2020 BlackRock Asset Management Canada Limited and RBC Global Asset Management Inc. All rights reserved.